

The searchable patent information database developed by Minesoft and RWS

INSIDE THIS ISSUE:

- NEW: Highlighting* **1**
- Japanese Classification* **1**
- NEW: Export options* **2**
- PatBase & IPC 8* **3**
- Machine Translations* **3**
- In Brief* **5**
- Alerts*
- Upload numbers*
- Tips*

SPECIAL INTEREST:

- Launch of PatBase Express
- Family Analysis Tools: Priority Map and Family Explorer
- News from Minesoft & RWS
- Exhibitions & Conferences

HIGHLIGHTING ENHANCEMENTS

Advanced Highlighting

An option to group keywords to be highlighted by colour has been added to PatBase. Advanced Highlighting can be accessed in either the 'view' or 'browse' modes. In the 'view' mode click on 'full-text'. Once this screen has appeared click on **Advanced Highlighting**. In the 'browse' mode the icon is found at the bottom of the screen. Advanced highlighting will remain until it is edited or cancelled. If you wish to recall the last keywords that were used in Advanced Highlighting, click 'Last used'.

Further highlighting news

In Full-Text View, the option to highlight keywords in sections of full-text documents (i.e. in the title/abstract or claims or description of one specific document), as opposed to highlighting keywords throughout the whole collection of full-texts, has been introduced. Go to 'Search family' found in the

dropdown menu in the 'Words to highlight' toolbar. Proximity operators can be used here.

Group keywords by colour

Full text view Advanced highlighting Edit | Cancel

View **Hit** Analysis

FR2019167A (claims (6) Description(27))

DE18158257A (claims (0) Description(0))

RU2378888A (title/abstract (5))

JP2802289815A2 (title/abstract (19))

JP2802289815A2 (title/abstract (5))

JP2802289815A2 (claims (42) abstract Description(100))

next >>

Advanced Highlighting enables highlighted keywords to be grouped by colour. Please enter the words you wish to highlight in the appropriate colour boxes separated by a space.

intake suction
dirt particle dust contain
repair remove
brush brushes head
air

Apply Clear

Note: Please do not use Boolean or proximity operators within the colour boxes.
Note: Advanced Highlighting will override highlighting applied by keywords searched.

Highlighted keywords and Hit map

FR2019167A (claims (6) Description(27))

DE18158257A (claims (0) Description(0))

RU2378888A (title/abstract (5))

JP2802289815A2 (title/abstract (19))

JP2802289815A2 (title/abstract (5))

JP2802289815A2 (claims (42) abstract Description(100))

next >>

[0028] The grille 24 extends from the upper end of the housing 23 toward the lower end 27 and has a plurality of fine holes formed in an outer surface. The grille 24 is preferably substantially cylindrical in shape.

[0029] One end of the discharge pipe 22 is connected to the grille 24, while the other end thereof is connected to an discharge path 7, which, in turn, is interconnected to the fan motor portion 9.

[0030] The contaminant receptacle 30 is removably coupled to the lower side of the cyclone body 20 and includes the contaminant inlet 33, which aligns with the contaminant outlet 26 of the cyclone body 20. The contaminant receptacle 30 corresponds to the lower end 27 of the housing 23 of the cyclone body 20 and covers the contaminant outlet 26 on the circumference of the housing 23. That is, the contaminant receptacle 30 is a hollow receptacle having a shape with a cross-section that substantially corresponds to letter "L". The contaminant inlet 33 formed in the housing 23 corresponds to the contaminant outlet 26. The contaminant receptacle 30 further includes a contaminant disposal opening 31, which is formed in an upper side of the contaminant receptacle 30. The contaminant disposal opening 31 is in contact with the lower end 27 of the housing 23 through which the contaminants may be removed from the contaminant receptacle 30. The size of the contaminant disposal opening 31 is appropriately adjusted for the most efficient contaminant disposal. It is preferable that a contaminant receptacle cover 37 is disposed on the contaminant disposal opening 31.

[0031] Meanwhile, a handle 35 is attached to a side of the contaminant receptacle 30 to enable a user to grasp the contaminant receptacle 30 with much ease.

[0032] The operation of the cyclone dust collecting apparatus for the vacuum cleaner constructed as above will be described below.

[0033] The dust and contaminants are drawn through the suction knob 5, the extension pipe 2, the hose 3, and the intake pipe 25 of the cyclone dust collecting apparatus. The dust and the contaminants are drawn into the housing 23 of the cyclone body, sometime referred to herein as a cyclone chamber, 20 and induced into a vortex. The centrifugal force of the vortex separates the contaminants from the dust, and the separated contaminants are discharged through the contaminant outlet 26 and into the contaminant receptacle 30 via the contaminant inlet 33 of the contaminant receptacle 30.

[0034] When the contaminant receptacle 30 is full of contaminants collected therein by the above-described process, the user empties the contaminant receptacle 30 as follows. First, the user opens a cover 8 of the vacuum cleaner body 1. The user can see the cyclone body 20 fixed in the cleaner body 1, and the contaminant receptacle 30 with the handle 35 protruding therefrom. Next, the user grabs the handle 35 and pulls the contaminant receptacle 30 in a forward direction with respect to the cleaner body 1. Accordingly, only the contaminant receptacle 30 is removed from the cleaner body 1. Then the user carries the contaminant receptacle 30 over to a dustbin. The user opens the contaminant receptacle cover 37, exposing the contaminant disposal opening 31 and turns the contaminant receptacle 30 upside-down, dumping the contaminants into the dustbin. Since the user can see the contaminants and where they are dumped, the user can control the disposal and prevent contaminants from falling onto the floor.

[0035] As described above, since the contaminant receptacle is separable from the cyclone dust collecting apparatus, it is smaller and lighter and easier for the user to handle compared to the conventional cyclone dust collecting apparatus.

[0036] Further, according to the cyclone dust collecting apparatus for vacuum cleaner of the present invention, since the contaminant receptacle cover 37 is located on top of the contaminant receptacle 30, the user has more control over disposal of the contaminants, since the user can observe the disposal of contaminants into the dustbin. The user can thus prevent contaminants from falling onto undesirable areas.

Hit map: Description - US&A&EP&CN
INFRA SELECTION
DUST PARTICLES DUCT
CONTAMINANT
REPAIR REMOVE
BRUSH BRUSHES HEAD
AIR

JAPANESE PATENT CLASSIFICATION ADDED

The Japanese classification has been added to PatBase and is currently running in beta format, whilst the loading of the data is completed. To search and display the Japanese Classification (beta), go to Settings / Display & search options and check the corresponding box.

There are three components

to the Japanese patent system:

File Index Terms (FI)

File Forming Terms (F-Terms)

Facets

PatBase adopts JC as the overall field identifier to represent the Japanese patent Classification. Depending upon which component is required, a further letter is added, as follows:

JCI= File Index Terms

JCT= File Forming Terms

JCF= Facets

The addition of the Japanese Classifications will further enhance classification searching. For further information please visit: <http://minesoft4.minesoft.net/public/jc.pdf>

FAMILY ANALYSIS TOOLS

PRIORITY MAP

“Easily identify how priority numbers are related using the Priority Map”

The Priority Map clearly illustrates how family members are related by their priority numbers. The information can be viewed in a map which can be exported to Excel and in addition as breakdowns by both patent number and priority number. A link to the Priority Map is found near to where the priority numbers are listed when displaying search results. It can also be accessed from the Family Explorer.

Priority map
Family number: 23313107

Download the map in Excel format | View breakdown

Priority number	GB2001009123 20010411	GB2002005646 20020311	WO2002094066 20020411	WO2002094070 20020411	US20040474642 20040316	US20050100266 20050406
EP1377567 A1	X	X	X			
EP1377567 B1	X	X	X			
EP1385839 A1	X	X				
EP1385839 B1	X	X			X	
GB200109123 AD	X					
GB200205646 AD		X				
JP2004521513 T2	X	X	X			
JP2004521514 T2	X	X	X		X	
US2004152726 AA	X	X	X		X	
US200416902 AA	X				X	X
US200517676 AA	X	X	X			X
WO200209363 A1	X	X	X			
WO200209364 A1	X	X	X		X	

Priority breakdown
Family number: 23313107

Download the breakdown in HTML format

By patent number

EP1377567 A1 published in 20040107
GB2001009123 20010411
GB2002005646 20020311
WO2002094066 20020411

EP1377567 B1 published in 20050221
GB2001009123 20010411
GB2002005646 20020311
WO2002094066 20020411

EP1385839 A1 published in 20040204
GB2001009123 20010411
GB2002005646 20020311
WO2002094070 20020411

EP1385839 B1 published in 20060222
GB200109123 AD 20010503
JP2004521513 T2 20040819
JP2004521514 T2 20040819
US2004152726 AA 20040819
US200416902 AA 20040316
US200517676 AA 20050406
WO200209363 A1 20021024
WO200209364 A1 20021024

By priority number

GB2001009123 20010411
EP1377567 A1 20040107
EP1377567 B1 20050221
EP1385839 A1 20040204
EP1385839 B1 20060222
GB200109123 AD 20010503
JP2004521513 T2 20040819
JP2004521514 T2 20040819
US2004152726 AA 20040819
US200416902 AA 20040316
US200517676 AA 20050406
WO200209363 A1 20021024
WO200209364 A1 20021024

GB2002005646 20020311
EP1377567 A1 20040107
EP1377567 B1 20050221
EP1385839 A1 20040204
EP1385839 B1 20060222

FAMILY EXPLORER

“Export PatBase data by family or by individual publication”

PatBase Family Explorer enables users to drill down into PatBase families and explore information which relates to individual publications. This tool offers easy navigation through family members. ‘Print’ and ‘export as html’ options are provided. Links to relating INPADOC legal status and to the corresponding Priority Map are also available. Access the Family Explorer from the link next to the family table, when displaying search results.

Family Explorer

Family information

Family number: 23313107
Date created: Thursday, July 16, 2002
Date modified: Wednesday, March 01, 2006
Last update week: 0608

Publication number	Publication date	Application number	Application date	Update week
EP1377567 A1	20040107	EP20020729247	20020411	
EP1377567 B1	20050221	EP20020729247	20020411	0951
EP1385839 A1	20040204	EP20020763911	20020411	
EP1385839 B1	20060222	EP20020763911	20020411	0608
GB200109123 AD	20010503	GB200109123	20010411	
GB200205646 AD	20020424	GB200205646	20020411	
JP2004521513 T2	20040819	JP2002091418T	20020411	0440
JP2004521514 T2	20040819	JP2002091419T	20020411	0440
US2004152726 AA	20040805	US20040474542	20040316	0432
US200416902 AA	20040316	US20040474537	20040316	0439
US200517676 AA	20050811	US20050100266	20050406	0932
WO200209363 A1	20021024	WO2002094066	20020411	
WO200209364 A1	20021024	WO2002094070	20020411	

Family Explorer - Family Explorer allows you examine source information relating to individual publications.
Family information - This link will take you back to this page, which provides you with general information about the PatBase Family.
Publication number - Click on any of the publication numbers listed in the left hand menu to link to the original data as received from the EPO/USPTO/National Patent Offices.
Priority map - Click on the Priority map to visualise the link between priorities and publications within a PatBase family.

NEW EXPORT OPTIONS

CSV has been developed to include an individual publications export option. This is called a ‘Publication Report’. This feature enables users to export and view information relating to individual patent family members. Choose to export your information, select the CSV option then choose either ‘Family’ or ‘Publication Report’. Both options provide a field selection option. Check the fields

you would like to appear on your Excel file and then click ‘Export’. The check boxes

from your last export will remain as set until changed.

PatBase

CSV export options

Please select one of the options - Family / Publication:
Family | Publication

Family - select fields to export with data grouped into families
Publication Report - select fields to export by individual patent number

CSV Family Export - Please select fields to export

Family number
 Title
 Priority
 Family information
 Patent assignee (standard)
 Patent assignee (non-standard)
 Inventor (standard)
 Inventor (non-standard)

Designated states
 Int. class (IC)
 European class (EC)
 US class (UC)
 Citations
 Abstract
 Claims
 Image URL

Export

PATBASE AND IPC 8

The introduction of IPC 8 to PatBase will further enhance the valuable classification searching tool, adding another dimension to the existing International (IPC), European (ECLA) and US (USPC) Classifications. The old IPC (editions 1-7) remain as legacy data and continue to be searchable at all levels.

IPC 8 will be propagated across families for the backfile (prior to 2006), but the frontfile will not, and so each family member may have different classifications (as is the case with existing IPC classification). As PatBase is based upon one record = one extended family the frontfile classification will automatically be propagated across families. IPC 8 in PatBase, will therefore be searchable across families for the entire search period.

The backfile is currently being loaded. Loading is scheduled for completion in June 2006.

Searching IPC 8 using the Search form

Classification Int. will search all IPCs, IPCs 1-8. This is the default setting. IC8 will search only IPC 8.

Further IPC 8 searching options available when using the Search form are:

IC8 Core
IC8 Advanced
IC8 Invention
IC8 Non-invention
IC8 Core Invention
IC8 Advanced Invention
IC8 Core Non-invention
IC8 Advanced Non-invention

Searching IPC 8 using Command Language

IC= searches all International Classifications (IPCs 1-8)
IC8= searches IPC 8 only
Using command language:-
IC=G01
ICI=G01F23
IC=(G01F23 or G01F25)

Searches within IPC 8:

ICC= searches all Core level (both Invention and Non-invention)
ICA= searches all Advanced level (both Invention and Non-invention)
ICI= searches all Invention (both Advanced and Core levels)
ICN= searches all Non-invention (both Advanced and Core levels)
ICCI= searches Core level Invention
ICAI= searches Advanced level Invention
ICCN= searches Core level Non-invention
ICAN= searches Advanced level Non-invention

Searching for field presence:

IC=yes/no
IC8=yes/no

Field presence searches within IPC 8:

ICC=yes/no
ICA=yes/no

“The introduction of IPC 8 to PatBase further enhances this valuable classification searching tool.”

ENGLISH MACHINE TRANSLATIONS

English machine translations have been introduced into PatBase for German and French abstracts published by the German, French, and European Patent Offices.

There is currently a period of 3 and 10 months between publication and the production of official, manually translated English abstracts. To bridge this gap, a machine translation will be produced where there is no English language abstract available for a given patent family. If a machine translation appears, then both the original abstract in German and French

and the machine translation will be displayed in a PatBase record.

As soon as an English language abstract becomes available, either through the addition of a family member with an English abstract, or via the production of a manual translation, the machine translation will be removed from the family.

Some words, especially highly technical terms, may not be translated accurately (or at all) by the machine translation system. To improve this translation quality, abstracts are identified by their International classifica-

tion and then sent to a corresponding technical dictionary. Development work on the technical dictionaries used by the machine translation system is continual.

By default machine translations will be included in all keyword searches. If you wish to omit them please use machine*translation

e.g.

tac=cross country binding not machine*translation

It is planned to extend the English machine translations, beginning with the translation of Spanish abstracts.

“English Machine Translations - Bridging the gap before official translations are available”



THE LAUNCH OF PATBASE EXPRESS

www.patbaseexpress.com

PatBase Express offers a simple and intuitive way of investigating patents by subject, competitor or number.

Based on the original PatBase database, which was developed by Minesoft and RWS Group in autumn 2003 as a search tool for patent professionals, PatBase Express draws upon the same comprehensive data, but offers a simplified way of searching.

PatBase Express provides platforms for Basic level, Advanced level and Boolean

searching. Clear, uncomplicated interfaces allow quick data entry and enable users to scan through their search results rapidly identifying those of interest.

PatBase Express is an ideal tool for engineers and R&D departments and is suitable to be rolled out throughout an entire company.

The organisation of patents into families - one record for one invention - makes searching fast and efficient, while a suite of in-built search aids and integrated links provide

scope for further research if required.

If you have a subscription to PatBase you can access PatBase Express with the same User ID and password.

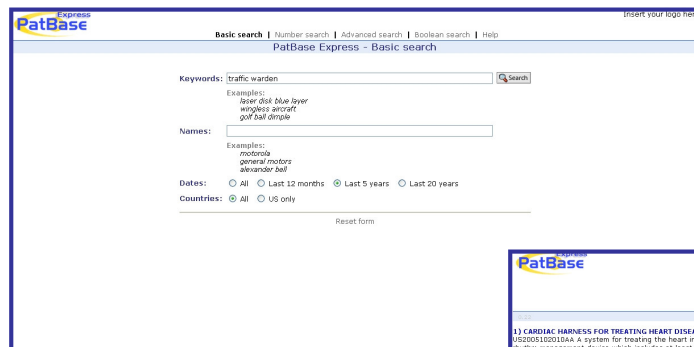
PatBase Express is available for free 7 day trial.

For further information or to register for a trial please email info@patbase.com

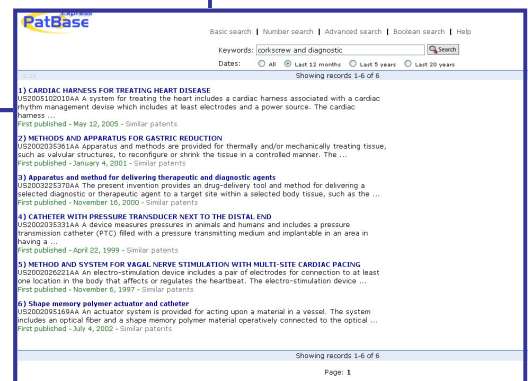
"Patent Information for the Enterprise"

"A simple and intuitive way of investigating patents by subject, competitor or number".


Basic search form



List search results



Full record display



PATBASE IN BRIEF

Alerts (SDIs) - When running alerts on new families and equivalents the triggering alert is now highlighted within the family for easy identification.

A six month sweep option has also been added for UP alerts.

Upload numbers - The

'Upload patent number' tool has been enhanced to support many different number formats. We have introduced filters and continue to add new ones on client request.

PatBase search tips

- When searching using hyphens check that your Boolean

operators are off. Go to Settings/ Display & search options.

- Use field presence to optimise your search results, for example, **ab=yes**

- A full PatBase Manual is available once logged in, in the right hand general information column.

NEWS FROM MINESOFT

"Shoshana Kessel, an experienced IP professional, becomes a distributor for Minesoft in Israel"

New Customer Service Executives join Minesoft.

Anita Gulyas and Jesper Landahl join the Minesoft team as Customer Service Executives in London. Anita and Jesper both have strong customer service backgrounds. Prior to joining Minesoft, Jesper worked for Johnson & Johnson and Anita worked for Avery Dennison.

As well as customer focused work experience, Anita and Jesper are multilingual, speaking between them, Swedish, English, German and Hungarian.

Shoshana Kessel becomes Minesoft distributor in Israel.

We are very pleased to welcome Shoshana Kessel, an experienced IP professional, as a distributor of Minesoft products in Israel. Shoshana has spent many years in the IP industry and her work includes establishing an Information Services Department within Reinhold Cohn Attorneys, the largest, most senior patent firm in Israel. Shoshana looks forward to supporting Minesoft products and customers in Israel.

Minesoft Patent Viewer.

Minesoft have developed Minesoft Patent Viewer, an off-the-shelf patent document management system.

Minesoft Patent Viewer makes viewing and examining lengthy patent specifications easier and offers a means of organisation, either for individual patent portfolios or for whole departments.

Minesoft build and customise archive systems and viewing tools, both hosted and in-house.

For further information about archives/patent management tools/systems, please email: info@patentorder.com

NEWS FROM RWS

RWS Group expands its IP translation, filing and search services in the U.S.

Patent translation, filing and search specialists RWS Group has appointed two Business Development Managers to further develop the company's Intellectual Property business across the U.S. in the business, financial, legal and scientific sectors.

Prior to joining RWS, Deborah Collins was Director of Legal Services for Thomson Scientific, specializing in IP content. Deborah is heading up the RWS New York office.

Contact: Deborah Collins, RWS Group East Coast, 11 Broadway, New York 10004

Email: deborah.collins@rws.com

Julie Watters is heading up the new RWS office in San Francisco. A member of the California Bar since 1991, Julie, was the Firmwide Patent Resources Librarian for Morrison & Foerster LLP and the Library Manager for its Palo Alto office.

Contact: Julie Watters, RWS Group West Coast, 44 Montgomery Street, Suite 2500, San Francisco CA 94104

Email: julie.watters@rws.com

RWS Group opens IP Office in Beijing

Due to the increasing importance of Intellectual Property protection in China, leading IP translation and information company RWS Group has opened an office in Beijing, establishing a wholly-owned Chinese subsidiary company.

Headed by former UK and Chinese patent attorney Weimin Zhang, this new facility enables RWS to offer companies around the world a cost-effective, local resource for patent translations, filing and searching. Email: rws-cn@rws.com

"RWS Group opens IP Office in Beijing"



Minesoft Ltd
100 South Worple Way
London
SW14 8ND
UK

Tel: +44 (0) 20 8404 0651
Fax: +44 (0) 20 8404 0681
Email: info@minesoft.com

*“Providing global
patent
search solutions”*

EXHIBITIONS AND CONFERENCES

Over the next few months Minesoft will be exhibiting and demonstrating at:

- Patinfo, Ilmenau, Germany
18-19 May 2006
- PIUG Annual Meeting, Minneapolis, USA (RWS exhibiting independently)
20-25 May 2006
- American Association of Law Librarians Annual Conference and Exhibition, St. Louis, USA
8-12 July 2006
- Rencontres ICC 2006, Paris, France (RWS staff attending)
19-20 October 2006
- International Chemical Information Conference (ICIC), Nimes, France (RWS staff attending)
- EPIDOS, EPO Patent Information Conference, Cyprus (RWS staff attending)
6-8 November 2006

Over the next few months RWS Group will be exhibiting and demonstrating at:

- Avenir Export, International Trade and Mobility Exhibition, Paris, France
30 May-1 June 2006
- Salon d’Innovation, Paris, France (Minesoft staff attending)
8-11 June 2006
- AIPPI, Gothenburg, Sweden
8-11 October 2006
- VPP Autumn Conference, Bonn, Germany (Minesoft staff attending)
26-27 October 2006

Note: This list is not exhaustive and conferences and exhibitions will be added by Minesoft and RWS

CUSTOMER SERVICE—CONTACT US

If you have any questions about features discussed in this issue of the PatBase Newsletter, or if you have any other queries relating to PatBase, or any Minesoft or RWS product, then please do not hesitate to contact us.



Minesoft Limited
100 South Worple Way
London SW14 8ND
UK

Tel: +44 (0) 20 8404 0651
Fax: +44 (0) 20 8404 0681
Email: patbase@minesoft.com

www.minesoft.com



RWS GROUP

RWS Group
Tavistock House
Tavistock Square
London WC1H 9LG
UK

Tel: +44 (0) 20 7554 5400
Fax: +44 (0) 20 7554 5454
Email: patbase@rws.com

www.rws.com

www.rws.com
www.minesoft.com