



A summary of the latest enhancements to PatBase and PatBase Express

Enhancements to Citation Explorer

Incorporating the latest customer feedback has led to Minesoft further enhancing the Citation Explorer module in PatBase. A new way to view backward and forward citations has been added - a citation/family matrix. The citation matrix shows a visual breakdown of the backward and forward citations for each member of the patent family being analysed, and the families from which they originate.

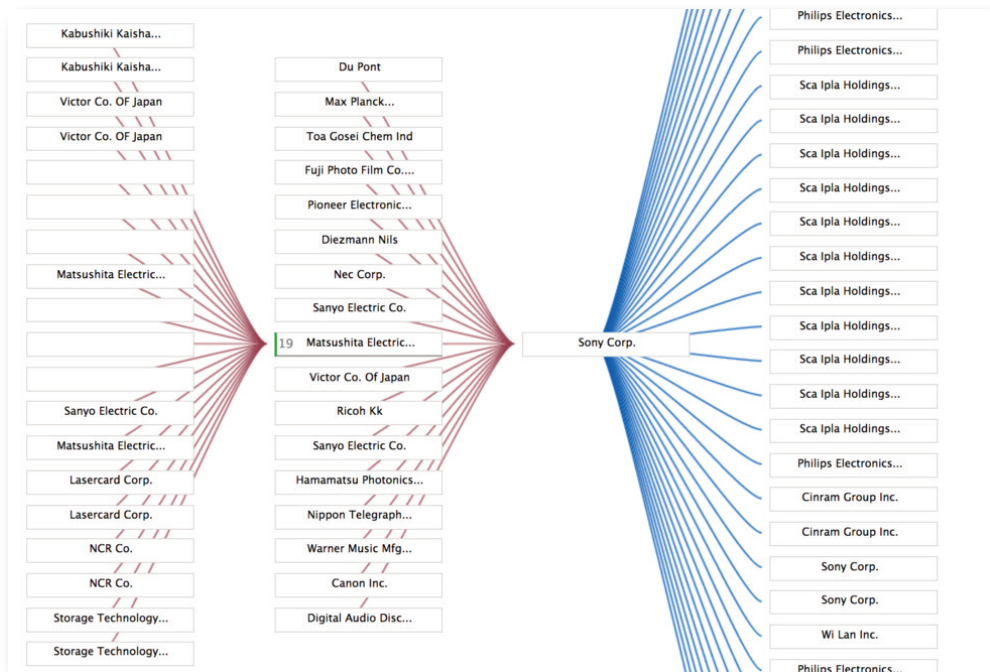
Family Members	Family 15057261	Family 20377812	Family 10984212	Family 11184023	Family 8487286
EP0731454A1	EP0496632A1	DE4403171A1	EP0542730A2	JP6124474A2	DE4321799C1
EP0731454A4	EP0496632A1	DE4403171A1	----	----	DE4321799C1
EP0731454B1	----	----	----	----	----
JP3707812B2	----	----	----	----	----
JP8096362A2	----	----	----	----	----
US5822287A	EP0496632A1	DE4403171A1	----	----	DE4321799C1
WO9610250A1	----	----	----	----	----

Family Members	Family 33176689	Family 30825964	Family 30825836	Family 30469329	Family 32257863
CN1138916A	US7561606B8	----	----	----	----
EP0731454A1	----	AU2001297777B8, AU2001297777CA (Show all)	US7562396B8, US7716485B8 (Show all)	WO04032128A1	WO05088615A1
JP8096362A2	----	----	----	----	----
US5822287A	US2006171435AA, US7561606B8	----	----	US2006062128AA	----
WO9610250A1	----	----	----	----	----

Citations can be filtered by various criteria, allowing users to get an easy overview, cross-reference related citations and discover their origins.

Users can drill down further into a result set by running a new search in PatBase from the Statistics page in Citation Explorer – simply click the assignee name of interest to load the documents that are citing or being cited by the family of interest.

In addition, the Citation Tree now shows forward and backward citations simultaneously, making it easier to extrapolate and draw reliable conclusions.



Finally, a new Excel export option is available for non-patent literature and PN numbers now link out to Espacenet, the export will also include XP numbers.

NPO data enabled for PatBase legal status alerts (ULG)

Legal status alerts now include data from the USPTO & Japanese National Patent Office, as well as INPADOC data and other legal status data from the PatBase data feeds.

Publication No.	Kind	Source	Event Date	Event Code	Event Group	Event Details
JP4661658	B2	NPO	20101209	R1001	LSFE	特許料納付書 (包括納付) p
JP4661658	B2	NPO	20130307	R20	LSFE	特許料納付書 patent fee p
JP4661658	B2	NPO	20140320	R20	LSFE	特許料納付書 patent fee p
JP4661658	B2	NPO	20140325	R2501	LSFE	年金領収書 (一括) pension
JP4661658	B2	NPO	20150219	R20	LSFE	特許料納付書 patent fee p
JP4661658	B2	NPO	20150224	R2501	LSFE	年金領収書 (一括) pension
JP4661658	B2	NPO	20160317	R20	LSFE	特許料納付書 patent fee p
JP4661658	B2	NPO	20160322	R2501	LSFE	年金領収書 (一括) pension

Full text coverage increased to 50 jurisdictions

Minesoft, in partnership with RWS, has significantly enhanced the data included in PatBase and PatBase Express. The full text patent coverage in PatBase and PatBase Express has been increased to 50 jurisdictions, with the addition of:

- Argentina
- Cuba
- Dominican Republic
- South Africa
- Poland
- Singapore
- Uruguay

At Minesoft, we understand how important the quality and comprehensiveness of patent data is. Hence, we continue to enhance the data in all of our products every week, making thousands of error correctons and adding additional data and quality, where needed.

40,000 manually translated Chinese Patent Assignee names

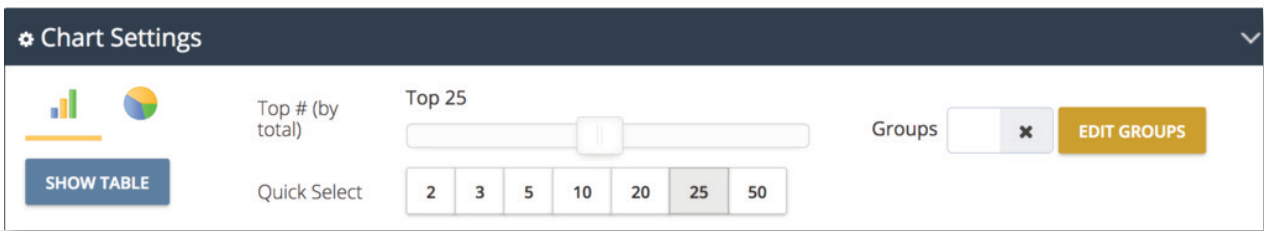
PatBase offers a new significant additional bonus thanks to RWS (Beijing Office) – one of the top scientific and patent translation companies in the world - manually translating 40,000 Chinese Patent Assignee names for us. This is double the previous amount and will undoubtedly improve the quality and capability of searching important Chinese patents for all our customers globally.

This has just been added to the back file as well as to the new data entering PatBase.

New Snapshot viewer added to replace the statistical analysis tool

Minesoft has revamped the Snapshot viewer in PatBase. The tool can be accessed either by clicking on “more...” next to the relevant search query and selecting “Snapshot” or “Class Analysis” in the menu on the right-hand side, or along the top of the page when reviewing the search set.

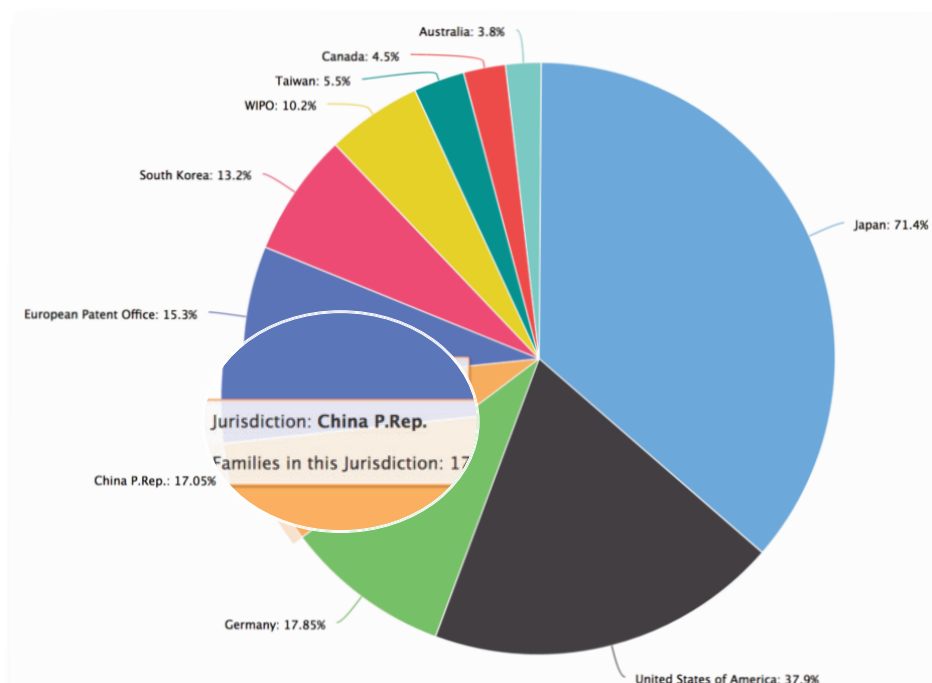
Whichever category you are looking at within Snapshot, whether it is by jurisdiction, year, assignee, inventor, classification, legal status or citations, you will have some variation of chart settings, like below:



Users can toggle between bar chart, pie chart or table view, select how many results they want to review in the chart (up to 50) and activate/deactivate or edit groups from the chart settings.

The groups feature is useful to clean up your results set. It’s possible to group together inventors, assignees, classification codes or jurisdictions. For example, you might want to group together Norway, Finland, Sweden, Iceland and Denmark as “Nordic”.

When viewing the charts in Snapshot, it is possible to take the data back into PatBase for further review, by clicking on the relevant data in the chart or data table, in this instance, Chinese publications:




PatBase will then rerun a new query either combining or excluding from the analysed set, or a new query across all PatBase data.

The classification code analysis option in Snapshot can be accessed directly from the Search history page, by clicking on “more...” next to the relevant search query and then selecting “Class Analysis” in the right-hand menu.

Class Analysis enables you to see the most commonly occurring classification codes in your result set. Totals are calculated for each section and shown by number of families. You can choose between displaying results in a table, as a tree, or as a bar chart.

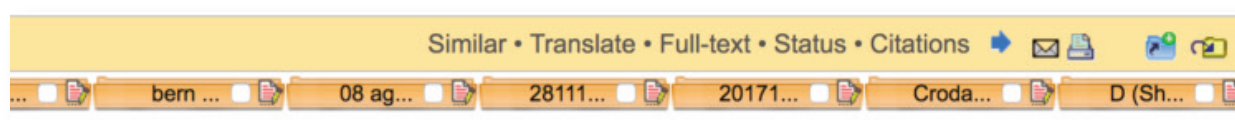
PatBase folder shortcuts enhancement

The number of folders that can be opened using the folder shortcuts at the same time has been increased from 5 to 10.

You can add a folder to your shortcuts by clicking the  symbol when viewing a result set.

Filter by folder name <input type="text"/>		
Folder name	Date	
105 baclofen (Public)	03 April 2012	<button>Add shortcut</button>
antrieb (Public)	06 February 2018	<button>Add shortcut</button>
april	17 April 2018	<button>Add shortcut</button>
└ sofia 24 (Public)	16 November 2017	<button>Add shortcut</button>
bern	27 May 2017	<button>Add shortcut</button>
└ 08 agosto (Public)	08 August 2017	<button>Add shortcut</button>
└ 281117	19 December 2017	<button>Add shortcut</button>

The folders currently selected to appear as a shortcut will be visible below the family ribbon bar, as seen below:



Coverage page & Number format page

The PatBase Coverage pages have been completely revamped with an interface more in keeping with the rest of the system. The coverage pages now feature several filter options and search boxes. Users can isolate countries of interest to them, find data on only specific document types, and switch easily between European and American date formats when reviewing the coverage entries.

National flags have also been added for the covered jurisdictions.

The screenshot shows the filter section of the PatBase Coverage page. It includes a text input field for 'Country', a button labeled 'Change Date Format' with a calendar icon, and a dropdown menu for 'Document type'. The dropdown menu is open, showing options: 'Document type' (selected), 'Patent Applications', 'Patents', 'Utility Model Applications', 'Utility Models', and 'Designs'. An 'OR' operator is positioned between the 'Country' field and the 'Document type' dropdown.

The Number format look-up page has also been enhanced, again with a search feature and flag icons for each jurisdiction.

The screenshot shows the 'Jurisdiction code' search page. At the top, there is a search input field and a 'Views details' button. Below, there are two tables listing jurisdictions with their codes and names, each accompanied by a flag icon.

Code	Name
EA	Eurasian Patent Organization
EC	Ecuador
EE	Estonia
EG	Egypt
EP	European Patent Office
ES	Spain

Code	Name
KR	South Korea
KZ	Kazakhstan
LB	Lebanon
LT	Lithuania
LU	Luxembourg
LV	Latvia

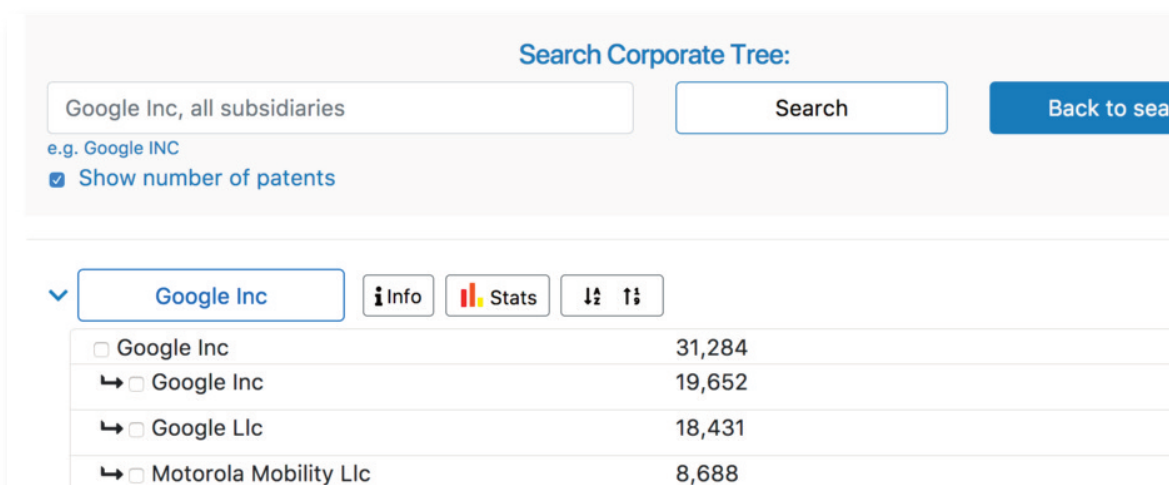
Corporate Tree interface updated

The Corporate Tree search tool has received an update to its interface to keep it in line with the rest of the system.

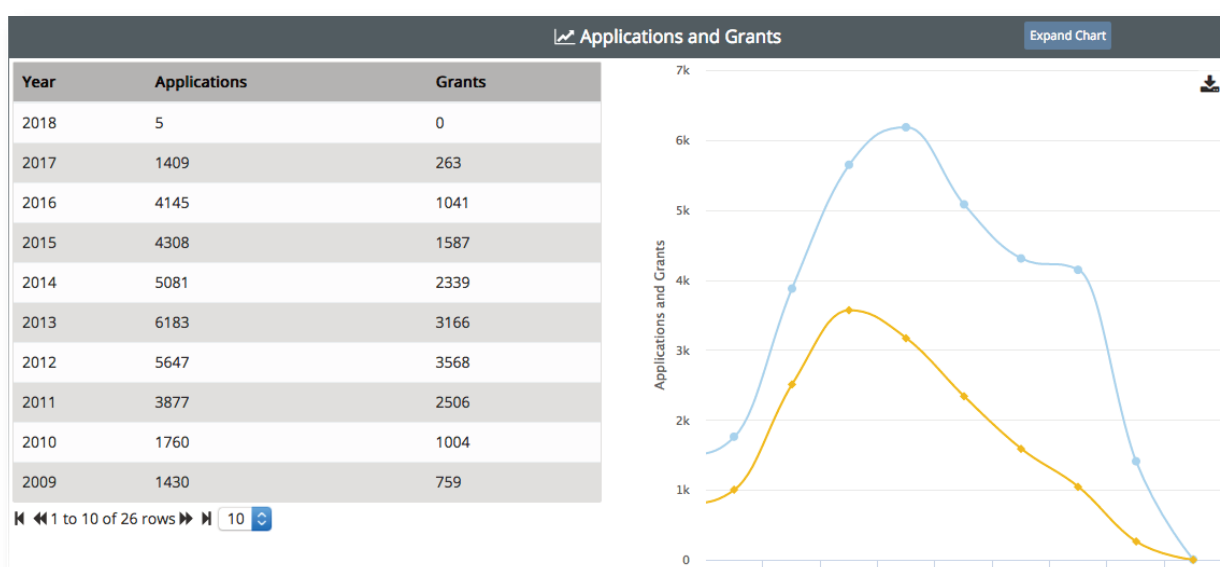
Users can choose to show number of patents for each subsidiary, simply by checking the box under the search bar.

The screenshot shows the PatBase Corporate Tree search interface. At the top is the PatBase logo. Below it is a navigation bar with links: Menu, Search, History, Session, Folder, Order, Help, and Logoff. The main search area contains a label 'Search Corporate Tree:', a search input field, and a 'Search' button. Below the search input field is a checkbox labeled 'Show number of patents', which is circled in blue.

Once you have searched the corporation of interest, you can open up more information from Wikipedia or open a Snapshot analysis of the assignee. It is also possible to reorder the subsidiaries in alphabetical (name) or numerical (number of patents) order.



The Snapshot assignee analysis shows a summary of the assignee’s patent filings, which jurisdictions the assignee is filing in and applications and grants by year.



PatBase Support

The Minesoft Support team has recently launched a new training website, PatBasics. This page can be accessed from the “Help” drop-down menu on the toolbar or within the helpfiles themselves (found on the left-hand side tool bar within the “Help” page) and under “Getting started” when viewing the “Menu” page.

We have considered common queries received from new users and incorporated feedback to put together the relevant information for the website. Split into 6 sections: Get Started, Search, View, Share, Tools & Analysis - each page has a short tutorial video, step-by-step guide, FAQs and helpful guides.

In addition, we have launched PatBase training webinars aimed at both new and experienced PatBase users. We are hosting 8 webinars a month on everything from working with citations and legal status, to building a comprehensive search strategy. You can sign up for the webinars at <https://minesoft.com/patbase-webinars/>.

As always, the Minesoft Support team is on hand to answer any queries you may have, contact us at support@minesoft.com.

PatBase has been developed in partnership by

